

General Information

Visitor Information

Visiting time is regarded as an important part of each patient's day. However, as therapy sessions are scheduled both morning and afternoon from Monday to Saturday, we ask that visitors cooperate with our visiting hours which are planned around patient schedules.

During times of infection outbreak or pandemic situations, Visitor Guidelines will be adapted as appropriate. Details will be posted on the hospital website and patients and families will be advised of the arrangements in place at the time.

For visiting times, see www.nrh.ie

The Coffee Shop

The Coffee Shop is located on the ground floor close to the main Reception, see opening times as displayed on the door of the Coffee Shop.



Contact Details

Lily Unit

Level 2

Telephone: (01) 235 5940
(01) 235 5941

Fern Unit

Level 2

Telephone: (01) 235 5990
(01) 235 5991



National Rehabilitation Hospital

Rochestown Avenue,
Dún Laoghaire,
Co. Dublin,
A96 RPN4

Telephone (01) 235 5000
www.nrh.ie



The National Rehabilitation Hospital is accredited by CARF (Commission for accreditation of Rehabilitation Facilities) for a range of services, confirming they meet recognized international standards




**National Rehabilitation
University Hospital**

An tOspidéal Náisiúnta Athshlánúcháin

NRH Unit Maps

Lily Unit



Fern Unit














**Lily and Fern Units
Located on Level 2**

Lily Unit

Fern Unit



Bedrooms	
Social Areas	
Team Hub	
Education	
Treatment and Therapy Rooms	
Meeting and Breakout Rooms	
Seating Areas	
Toilets	
Staff Areas	
Lifts and Stairs	
Door	
Emergency Exit	
Emergency Exit Route	